



FITTING INSTRUCTIONS

MITSUBISHI TRITON


2015-CURRENT **MODELS** TM1100 - TM1103

TOWING
MIRRORS
BUILT FOR WORK & PLAY!





CONGRATULATIONS ON YOUR PURCHASE OF A **QUALITY MSA 4X4** TOWING MIRRORS!



MSA 4X4 Towing Mirrors are simple to fit as they mount onto your vehicle door in the same position as your existing mirrors, using existing holes and wiring.

Getting Started:

Here's what comes inside the box:

- 1 x** Left hand side mirror
- 1 x** Right hand side mirror
- 1 x** Complete fitting kit
- 1 x** Installation instructions

*If anything is missing, please contact us via:
warranties@msa4x4.com.au*

IMPORTANT INFORMATION

Here's what you need to know before you install your new MSA 4X4 Towing Mirrors:

MSA 4X4 Towing Mirrors do not offer certain original functions such as automatic fold in and out, and auto mirror dip when in reverse.

The mirrors are labeled "Left" and "Right", both on the packaging and on their bases. The Left mirror is installed on the Passenger's side and the Right mirror is installed on the Driver's side.



 Image for illustration purposes only.

RECOMMENDED TOOLS FOR INSTALLATION

- Phillips Head Screwdriver
- Small Ratchet with 10mm Socket
- Trim Panel Removal Tools




1 PREPARE THE VEHICLE

Prepare the vehicle by removing the interior door trims and standard mirrors as per the vehicle manufacturer's instructions. Retain the three original equipment nuts with your original mirrors as you will require them if you ever wish to re-install them.

You will not need them for your new MSA 4X4 Towing Mirrors on this model.

Trace your original wires from your mirror located in the door, you will need to disconnect any connected plugs.

Remember to follow this same route when installing your new MSA 4X4 Towing Mirrors.



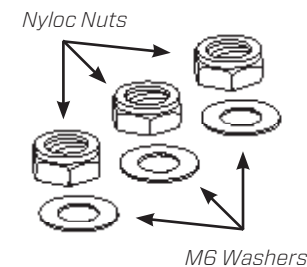
2 INSTALLING THE TOWING MIRRORS

The installation process is easier if you can get someone to help you, especially with holding the mirror into position.

Holding the mirror in line with the original bolt holes from the outside you will need to use the three supplied M6 Washers and Nyloc Nuts to secure to the pre fixed mirror bolts.

Carefully place all pre fixed studs through the door and start the top bolt off and secure about half way up the thread, after you have all three nuts started, double check that the rubber surround on the door isn't stuck under the mirror base and the rubber seal provided is sitting flush against the mirror and door frame.

Once you are happy that your mirror and rubber are sitting correctly work your way around tightening the 3 bolts until they are securely tightened. They all need to be reasonably tight, but do not overtighten.



PLEASE NOTE



Some aftermarket wind deflectors are affixed to the original mirrors and may need to be removed and re-fixed if they affect the assembly process, these can be re-fixed once your mirror is on.

3 **PLUG & PLAY**

MSA Towing Mirrors are supplied with a plug and play loom that will directly plug into the original plug located in your door, run your new MSA 4X4 Towing Mirror wire the same way as your original one, secure this wire and plug together, it will only go in one way.

Please ensure this clicks firmly into place.



TIP



Ensure that you run any excess in the wire in such a way that it does not get caught up or damaged behind the door panel.

4 **RE-INSTALLING DOOR TRIMS**

Reinstall the door trim, as per manufacturer's instructions.

PLEASE NOTE



Check your mirror has complete function prior to final re-installation of the door trims.

5 **LET'S GO!**

Adjust your mirrors to suit your viewing angle and preferences. Vertical and horizontal adjustment caters to drivers of differing height and seated positions.

When rotating the mirror into the horizontal position, the mirror's actuator automatically adapts, allowing you to retain the standard adjustments (up, down, side to side) from your vehicle's standard mirror adjuster.

Your new MSA 4X4 Towing Mirrors are now ready to enjoy!



FITTED MIRROR DIMENSIONS



1 STANDARD DRIVING POSITION



Standard Driving Position

Fit into garages and tight parking spaces

2 STANDARD DRIVING EXTENDED POSITION



Standard Driving Extended

Perfect for towing camper trailers, horse floats and smaller vans

3 STANDARD HORIZONTAL POSITION



Standard Horizontal Position

Perfect for tray backs and wider service bodies

4 TOWING EXTENDED POSITION



Towing Extended Position

Perfect for towing large vans or wider loads

PLEASE NOTE



All dimensions are taken from the widest part of the mirror body on that position.



Address:

43 Harrington Street,
Arundel QLD, 4214

ABN: 50 150 429 566

Phone:

+61 7 5594 6664

Email:

warranties@msa4x4.com.au

Website:

msa4x4.com.au

All MSA 4X4 Accessories products are designed and manufactured to the highest quality standards to perform as they should. We stand behind our Driving Mirrors with a 5-year Manufacturer's Warranty.

All claims under this warranty should be made by returning the product at your cost to MSA 4X4 Accessories Pty Ltd, 43 Harrington Street, Arundel, QLD 4214, with the detail of the fault, proof of purchase, proof of identification and vehicle fitment details where relevant. 5-year manufacturer's warranty applies to the original purchaser only.

If we determine that an MSA 4X4 Towing Mirror is defective in materials or workmanship during the 5-year Warranty, we will either repair or replace the product. Repair or replacement is solely at the discretion of MSA 4X4 Accessories Pty Ltd.

This warranty does not apply to failure or damage caused by incorrect or faulty fitment, accidental or intentional damage, misuse or abuse, failure of other products, operation of the product outside of its environmental or technical specifications, or repair or modification carried out by anyone other than MSA 4X4 Accessories Pty Ltd. No charges will be accepted for external labour or materials. MSA 4X4 Accessories 5-year warranty does not cover any scratches, cracks or chips.

MSA 4x4 Accessories products are designed for lifestyle applications. Due to the harshness of the mining environment, MSA 4X4 Accessories products used in mining applications that may be operating outside of their environmental and technical specifications, are therefore excluded from the 5-Year Warranty. MSA 4X4 Accessories products used in mining applications are warranted for up to 1 year.

Our goods come with guarantees that cannot be excluded under the Australian Consumer Law. You are entitled to a replacement or refund for a major failure and for compensation for any other reasonably foreseeable loss or damage. You are also entitled to have the goods repaired or replaced if the goods fail to be of acceptable quality and the failure does not amount to a major failure.



[MSA4X4.COM.AU](https://www.msa4x4.com.au) | GEAR FOR LIFE

TM1100-1103 0121